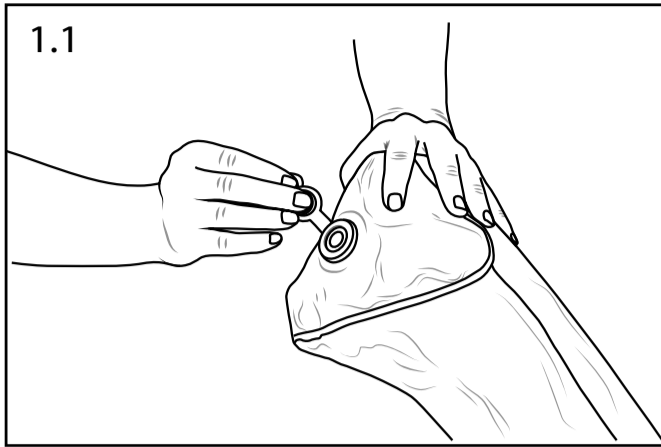


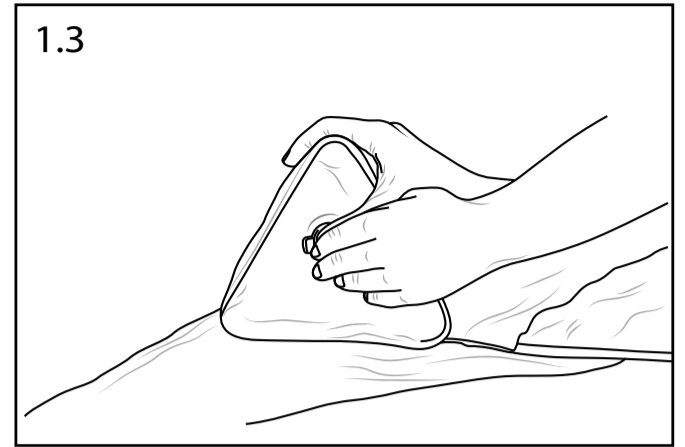
1. Setup: Open cap, inflate by mouth or pump until firm



1.1 Open valve's cap

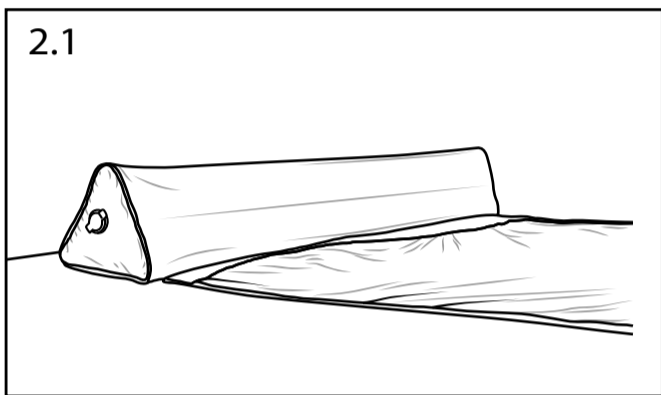


1.2 Inflate the bed guard by mouth or a with pump




1.3 Close the valve's cap securely once its firmly inflated.

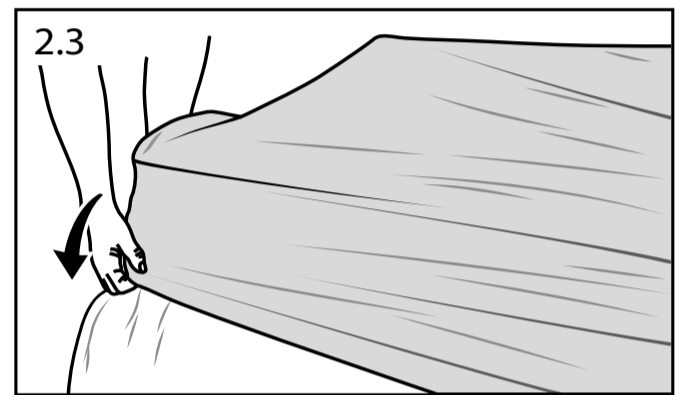
2. Position: Place bed guard on the mattress and cover with fitted sheet



2.1 Place the bed guard on the mattress and smooth out the flap side

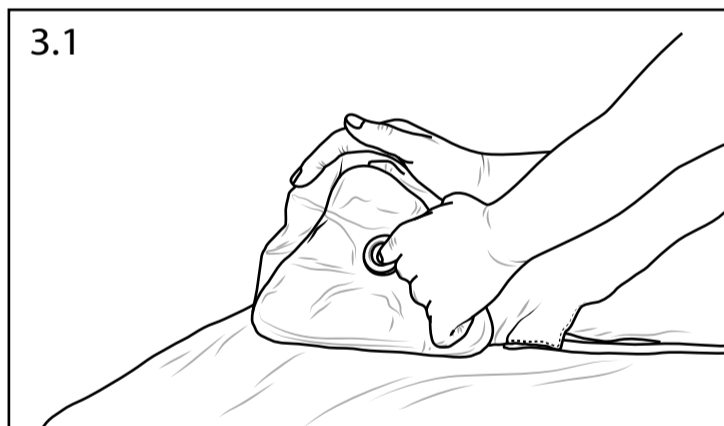


2.2 Cover the bed guard with the deep fitted sheet.



2.3 Tuck in the bottom of the fitted sheet. You are all set & ready for sleep

3. Store: Deflate and roll and store in the bag

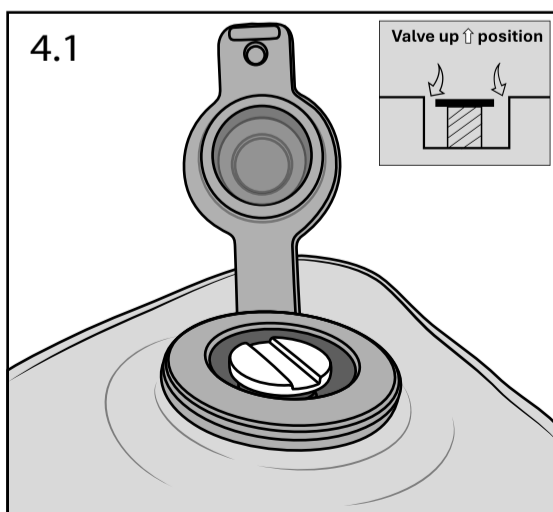


3.1 To deflate, press the valve's middle yellow button to release air

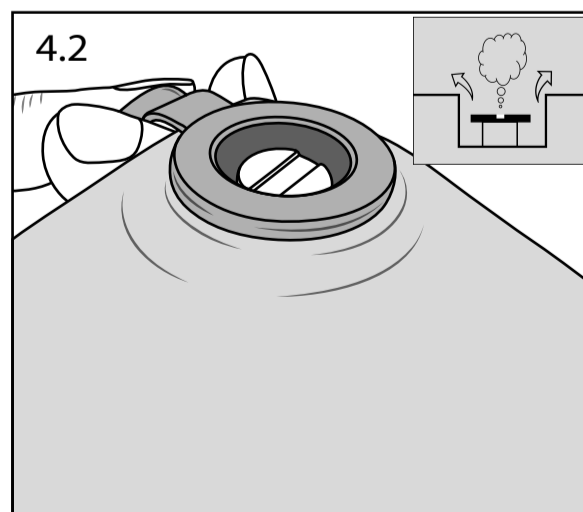


3.2 Roll and store in the travel bag

4. Smart Valve Tips: Press and twist for fast deflate



4.1 Inflate mode: yellow button up position (air flow in only)



4.2 Fast Deflate: Press and twist the yellow button with your finger (~ 90 degree). Button stay at lower position for fast air release

AiRoya® – Multilingual Instructions



Scan to view safety instructions in
EN, FR, DE, ES, IT, NL
<https://airoya.com>